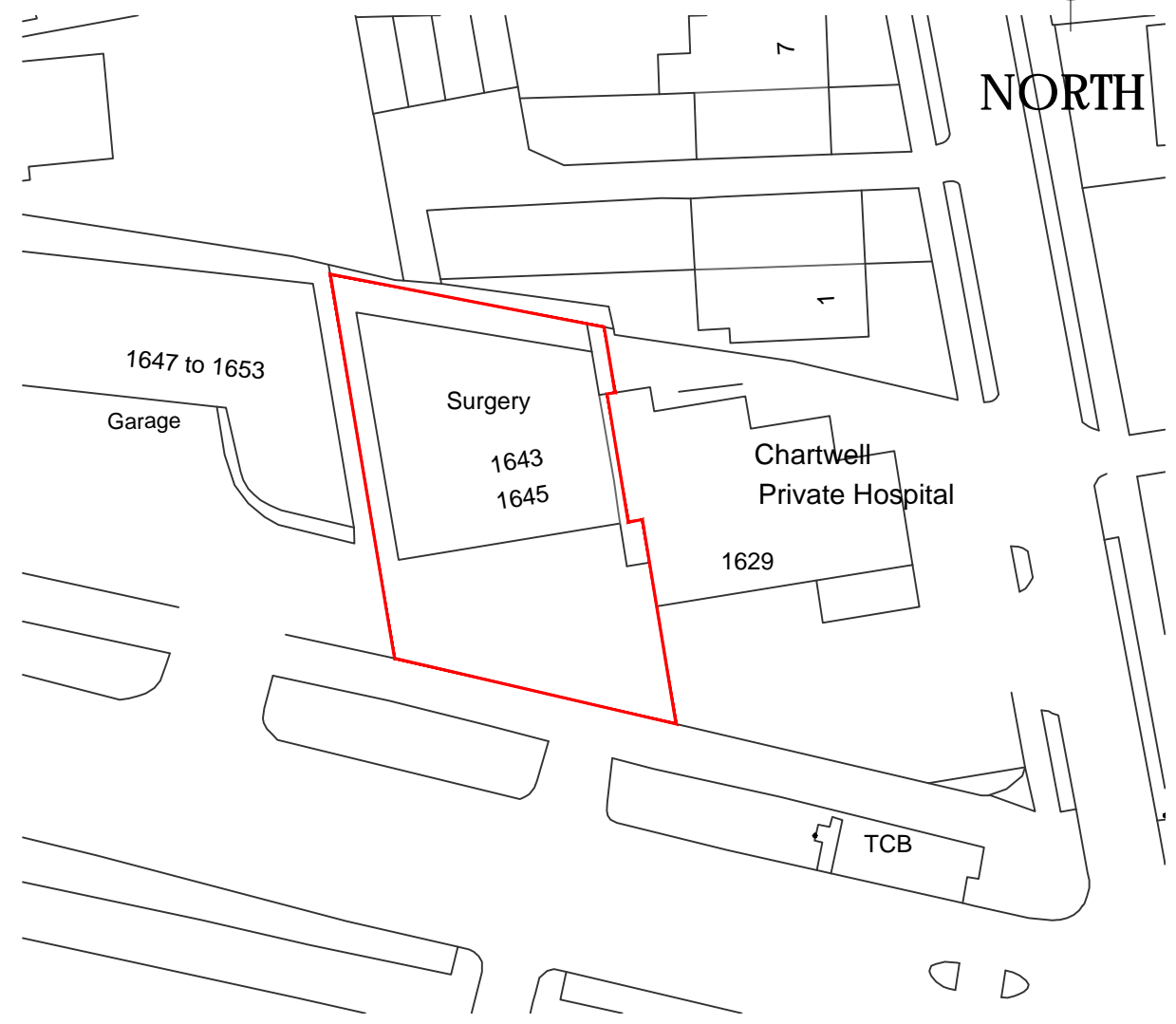
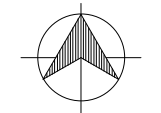
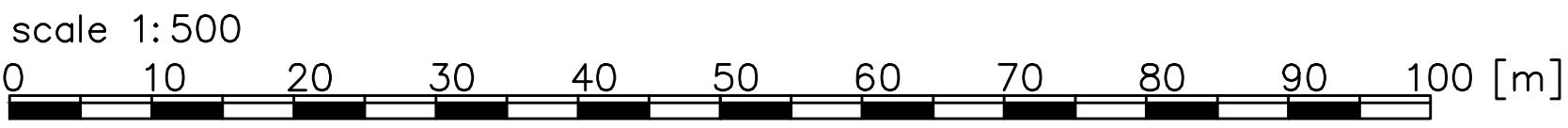
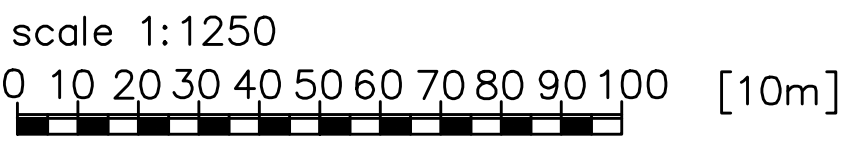




1 Site Location Plan

Scale: 1:1250



2 Site Location Plan

Scale: 1:500

Rev D	21/12/2017	Corrected 1 Sydney Road site line
REVISION	DATE	AMENDMENT
APS DESIGN ASSOCIATES LTD		
ARCHITECTURAL DESIGNERS AND PLANNING CONSULTANTS		
PROJECT STAGE: TOWN PLANNING	DRAWN BY: R.B.	DATE: December 2017
CLIENT:		
PROJECT: 1643 London Road	DRAWING NO: 01	REVISION: Rev D
JOB NO: 2600		SCALE: 1:1250/1:500 @ A3
DRAWING TITLE: Site Location Plans		
The Design Studio 1 Cambridge Road (Rear) Nelson Street Southend-On-Sea Essex SS1 1ET		Tel: 01702 469 769 - 01702 337328 Email: admin@apsdesignsuk.com designteam@apsdesignsuk.com planning@apsdesignsuk.com Website: www.apsdesignsuk.com