

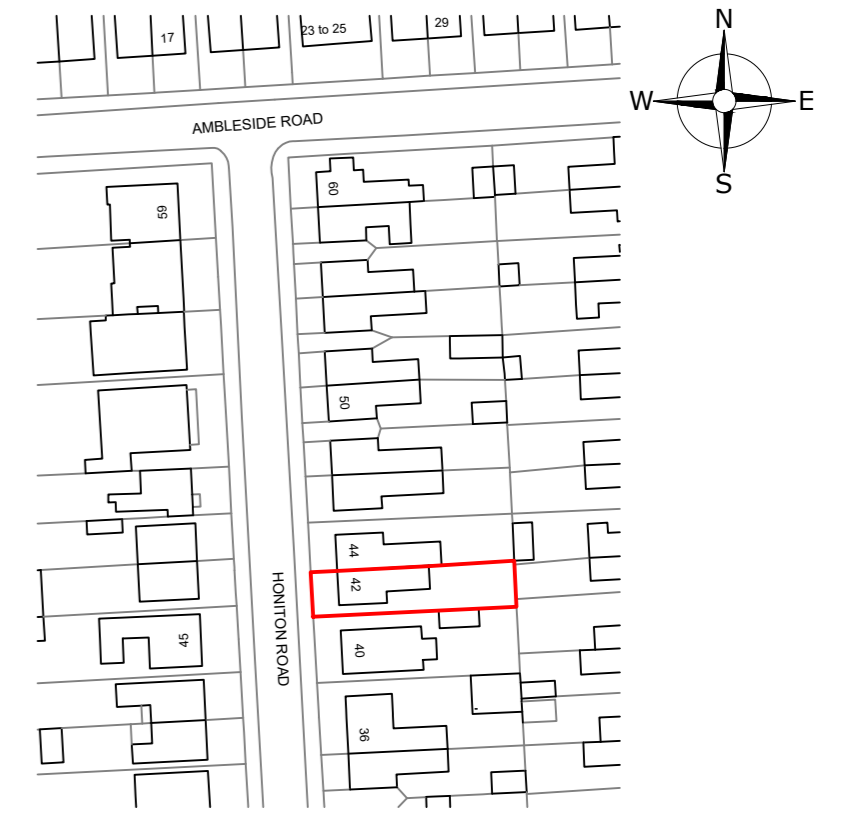


3.0m x 4.0m PENT ROOF AND WOOD CLADDING BIKE SHED
https://www.homebase.co.uk/10x6ft-forest-natural-timber-overlap-pent-pressure-treated-wooden-shed/12810915.html?utm_source=google&utm_medium=organic&utm_campaign=shopping&affinity=thggps&switchcurrency=GBP&shippingcountry=GB

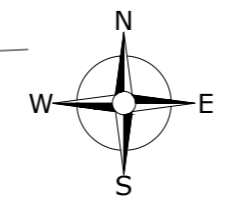
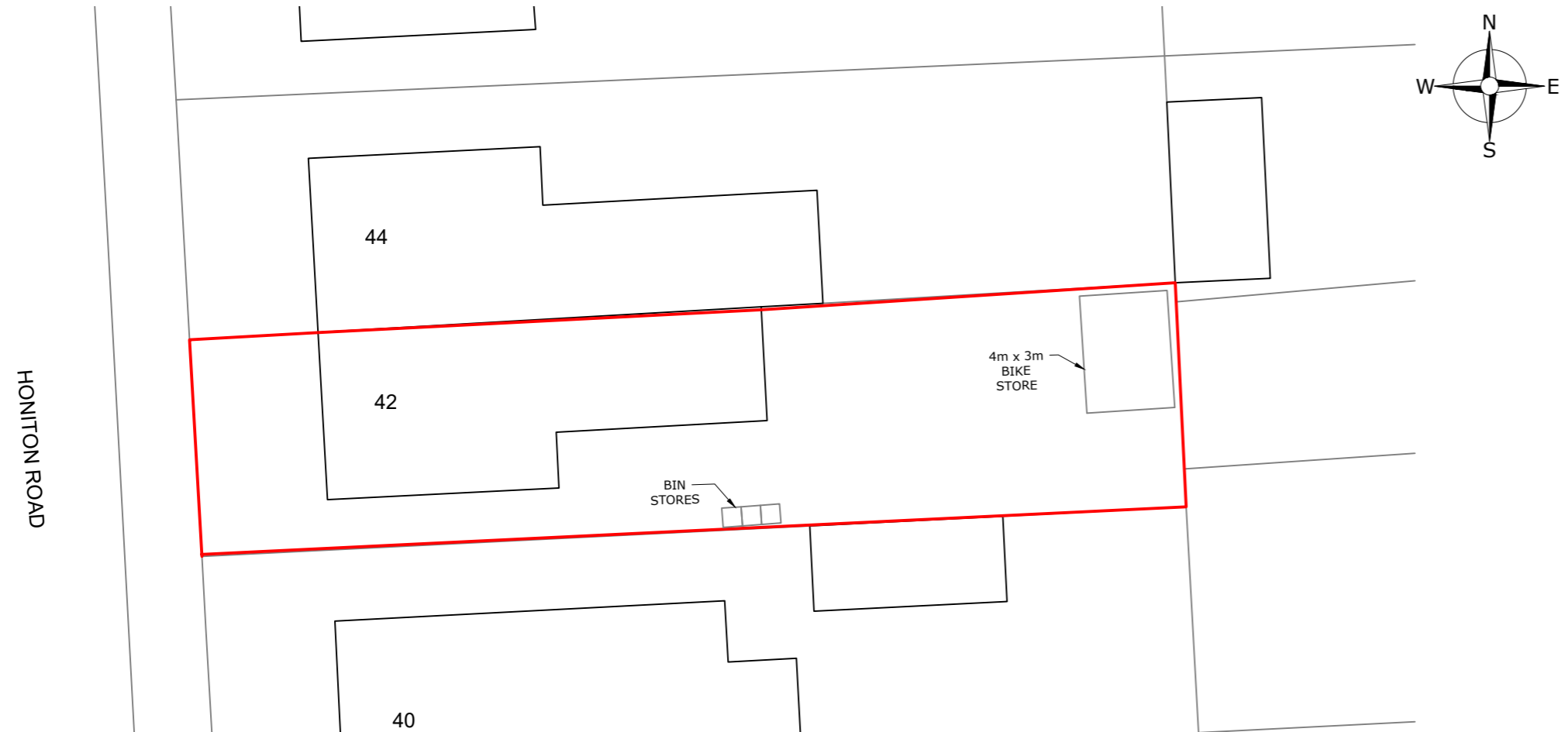
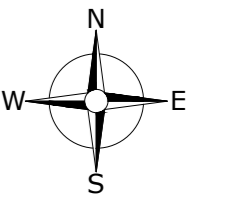


2m x 0.8m x 1.2m TIMBER SLATTED BIN STORES
https://www.summergardenbuildings.co.uk/products/garden-sheds/wheelie-bin-store-33008151.html?rc=00101&gclid=CjwKCAjwq-WgBhBMEiwAzKSH6BV4nRCqdNlHxk5bGntRAYqfPeUtHotdME9H1sfh8tK_uB89iKhoCqqAQAvD_BwE

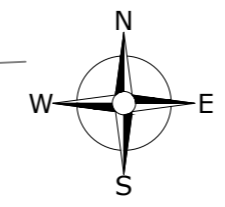
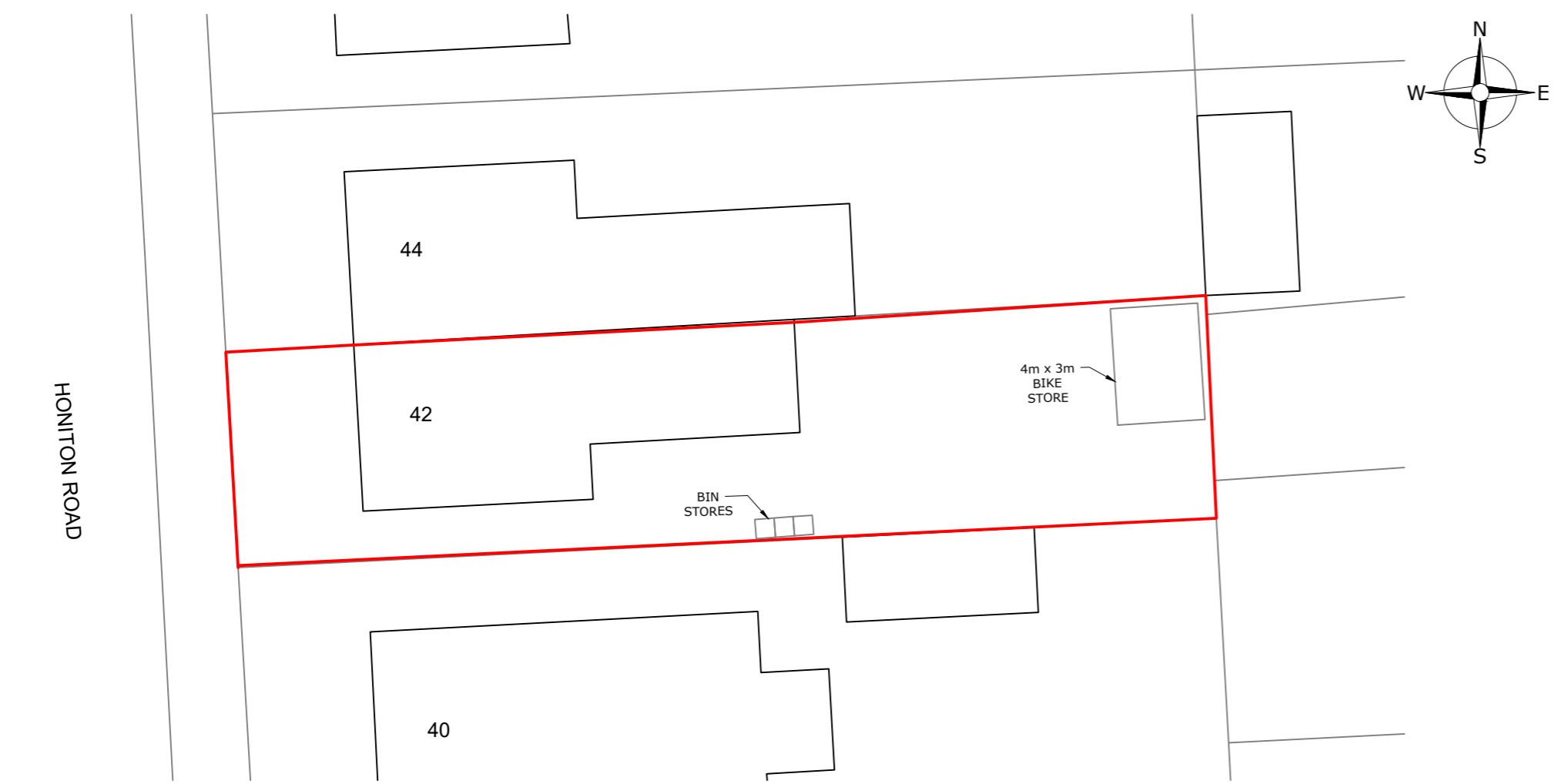
NOTES:
 Do not scale this drawing. Work to figured dimensions only. Check all dimensions on site. Confirm any discrepancies prior to commencement of work.



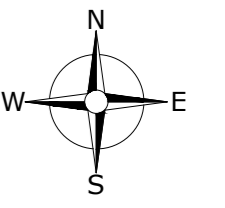
LOCATION PLAN
 SCALE 1:1250
 0 10 20 30 40m



PROPOSED SITE PLAN
 SCALE 1:200
 0 1 2 3 4 5m



EXISTING SITE PLAN
 SCALE 1:200
 0 1 2 3 4 5m



BLOCK PLAN
 SCALE 1:500
 0 5 10 15 20m

| | | |
|--------|-------|-------------|
| Rev:00 | 08/24 | First Issue |
|--------|-------|-------------|

Ka Krystal Architecture Ltd
 A : 5 Tyndale Avenue, Basildon, Essex, SS14 3UD
 T : 01268 454581 / 07999061557
 E : info@krystal-architecture.com
 W : www.krystal-architecture.com

Project Address
 42 Honiton Road

Client Name

Drawing Title
 Location, Block & Site Plans

Status

Planning Drawings
 Drawing Number
913-200

Rev: -

Date
 27.08.24

Scale
 1:1250/500/200 @A2

Drawn By
 WN