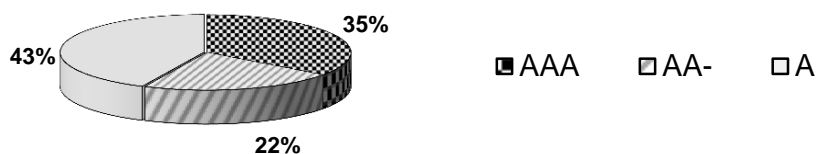


TREASURY MANAGEMENT PERFORMANCE AS AT 30th JUNE 2014

**INVESTMENTS - SECURITY AND LIQUIDITY**

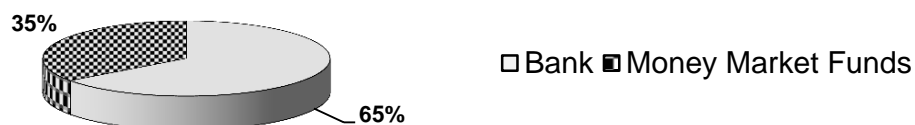
Pie chart 1

**Spread of investments by long term credit rating**



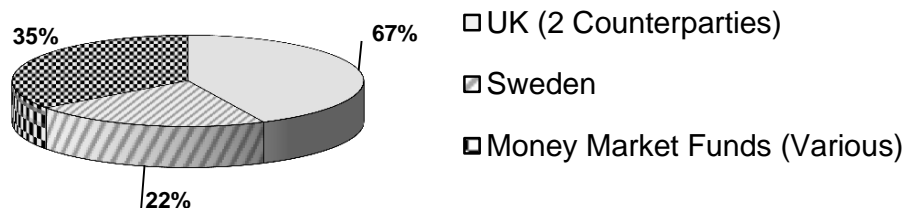
Pie chart 2

**Financial Sector invested in**



Pie chart 3

**Countries where parent company is registered**



Pie chart 4

**Maturity profile of investments**

