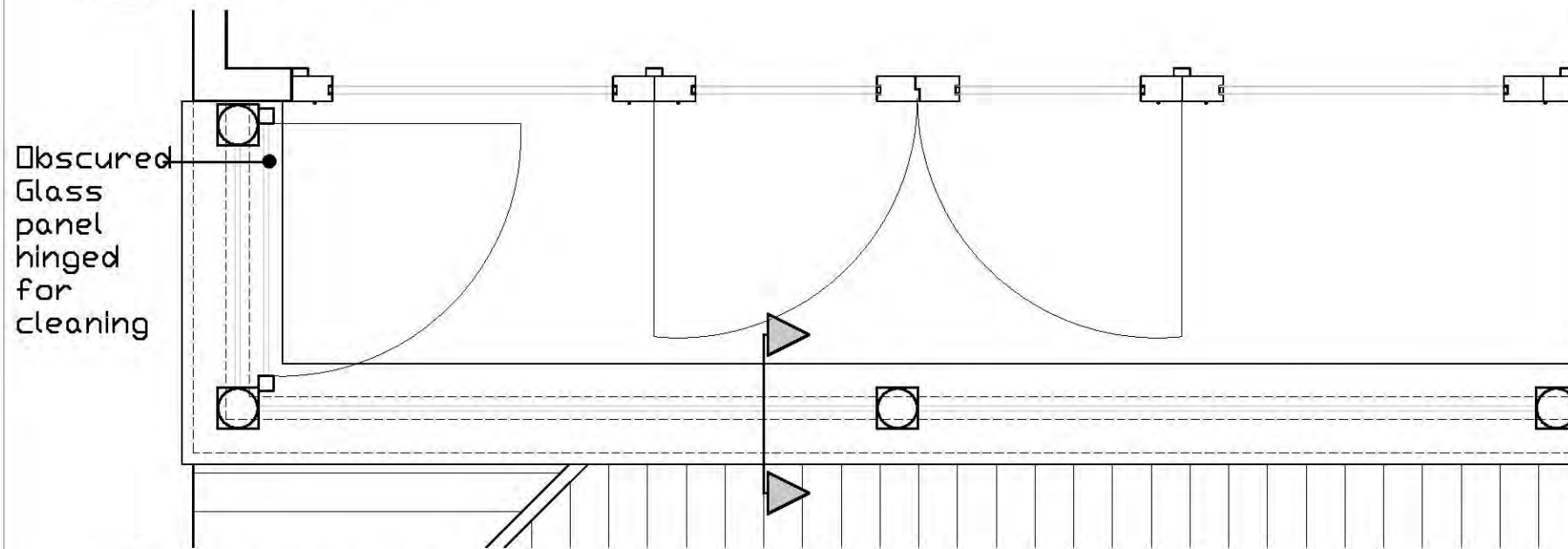
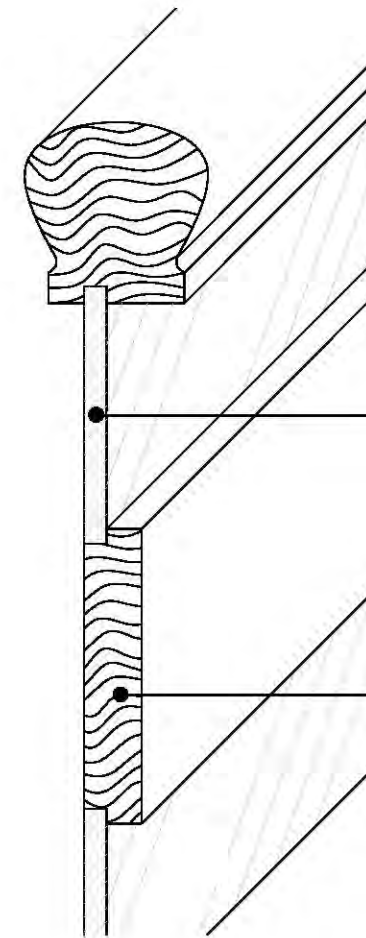


1 First Floor section - scale 1:20
P800 Proposed in 2017



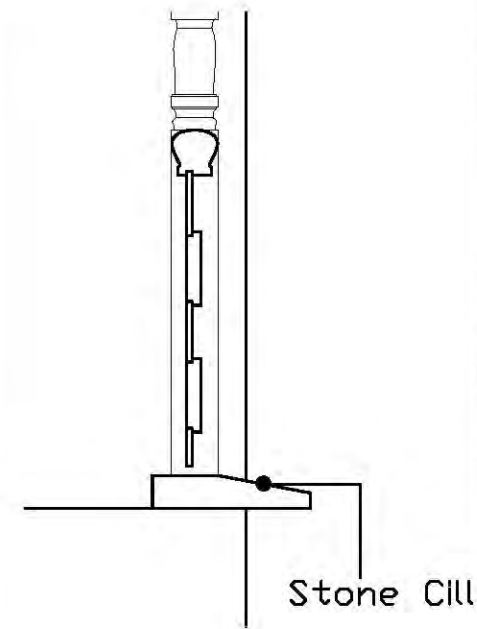
1 First Floor Plan - scale 1:20
P800 Proposed in 2017



1 Balustrade Detail - scale 1:5
P800 Proposed in 2017

- NOTES
1. All dimensions to be checked and confirmed on site.
 2. All discrepancies are to be reported to and resolved by the Architects before works are commenced.
 3. This drawing is not to be scaled.
 4. All work and materials to be in accordance with the Building Regulations and to comply with all relevant codes of practice and British Standards.

REVISION A			
MARK	DATE	DESCRIPTION	
JOB:		LEIGH PARK ROAD	
CLIENT:		EZRA/LITTLER	
DRAWING:		PROPOSED PLANS	
JOB NUMBER:	202418	DATE:	08-08-2018
SCALE:	1:50@A3		
DRAWN:	GR	CHECKED:	GL
DRAWING_NO	PLANN	PRELIM	TENDER
P800			CONSTR



1 DOCK ROAD
ROYAL VICTORIA DOCK
LONDON, E16 1AH
TEL NO. 020 7404 1000
FAX NO. 020 7473 0327
enquiries@glсарchitects.co.uk
Copyright Reserved
Architecture, Interiors, Surveying & Planning