

85 WESTERN ROAD, LEIGH-ON-SEA.

RESIDENTIAL SCHEME: 5NO. APARTMENTS.

SCALE BAR 1:100



GENERAL NOTES

The copyright in all designs, drawings, schedules, specifications and any other documentation prepared by DAP Architecture Ltd. in relation to this project shall remain the property of DAP Architecture Ltd. and must not be reissued, loaned or copied without prior written consent.

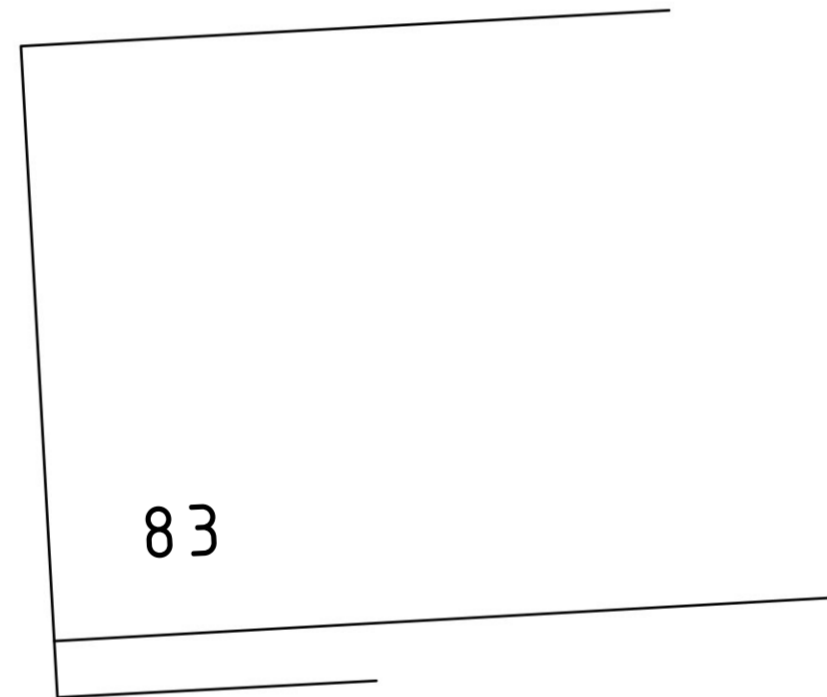
Do not scale from this drawing, use figured dimensions only.

Prefer larger scale drawings.

All dimensions are in millimeters (mm) unless otherwise noted.


Check all relevant dimensions, lines and levels on site before proceeding with the work.

This drawing is to be read in conjunction with all Architect's drawings, schedules and specifications, and all relevant consultants' and/or specialists' information relating to the project. Refer all discrepancies to DAP Architecture Ltd.



WESTERN ROAD

REV.	DESCRIPTION	DATE
------	-------------	------



ARCHITECTURE LTD

PROJECT
RESIDENTIAL DEVELOPMENT

DRAWING
AS EXISTING
VEHICULAR ACCESS PLAN

CLIENT
SEARCH FLOW

ADDRESS
85 WESTERN ROAD
LEIGH-ON-SEA
SOUTHEND-ON-SEA
SS9 2PT

DATE	SCALE	DRAWN BY	CHECKED BY
05.07.18	1:100 @ A2	LD	JB

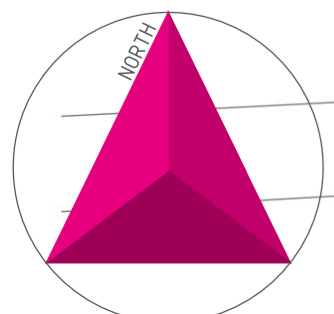
PROJECT No. DWG No. REVISION

905.004.00

ISSUE STATUS
EXISTING


 a. 3 + 5 Hospital Approach
 The Millars
 Chelmsford
 ESSEX, CM1 7FA
 e. studio@daparchitecture.co.uk
 t. (0844) 854 9007
 w. www.daparchitecture.co.uk

CHELMSFORD LONDON BIRMINGHAM



AS EXISTING: VEHICULAR ACCESS PLAN