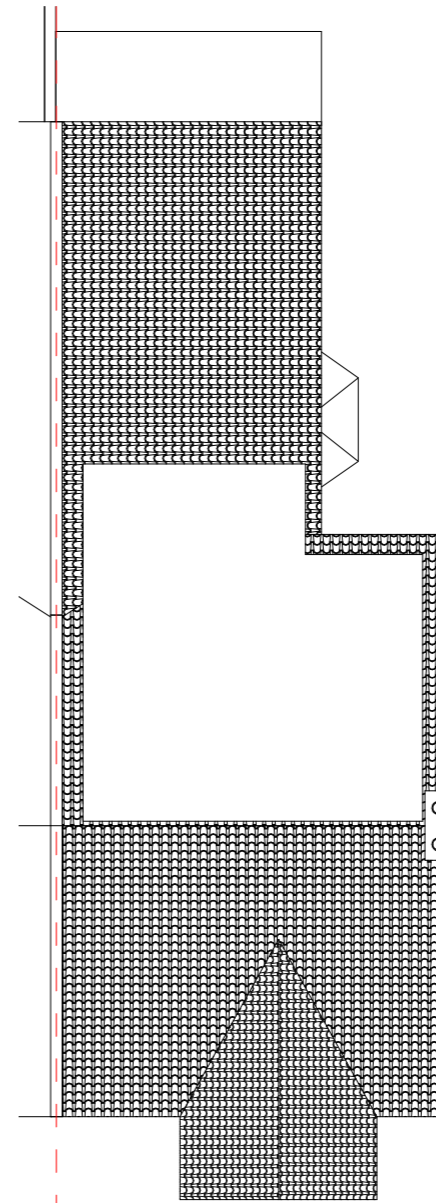
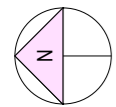
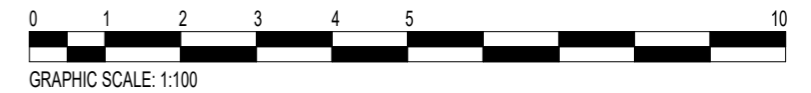


01 - Ground Floor
1 : 100



02 - Roof Plan
1 : 100



No.	Description	Date



EDITH GARLAND
ARCHITECTURE

PROJECT
13 Fairleigh Drive, Leigh-on-Sea, SS9 5PH

CLIENT
Mrs Hemmings

Date
21/07/2020

Project number
169

Scale (@ A3)
1 : 100

SHEET
Existing Floorplans
Proposed Rear Extension

Drawn by DC	DRAWING NUMBER R02	REV
Checked by LM		