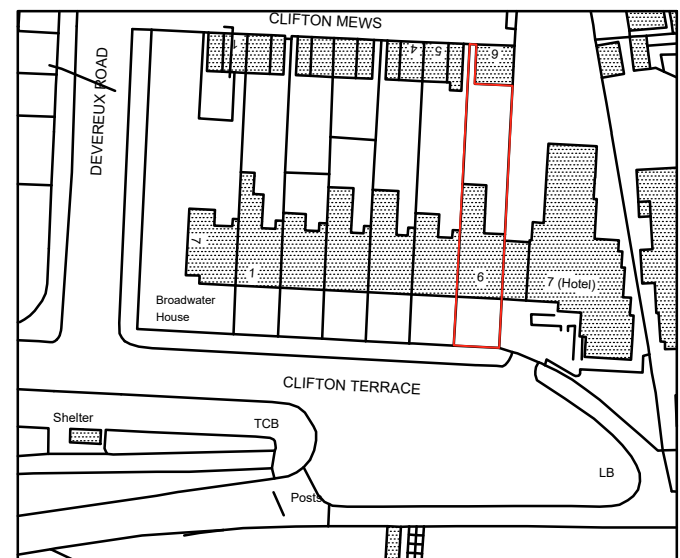
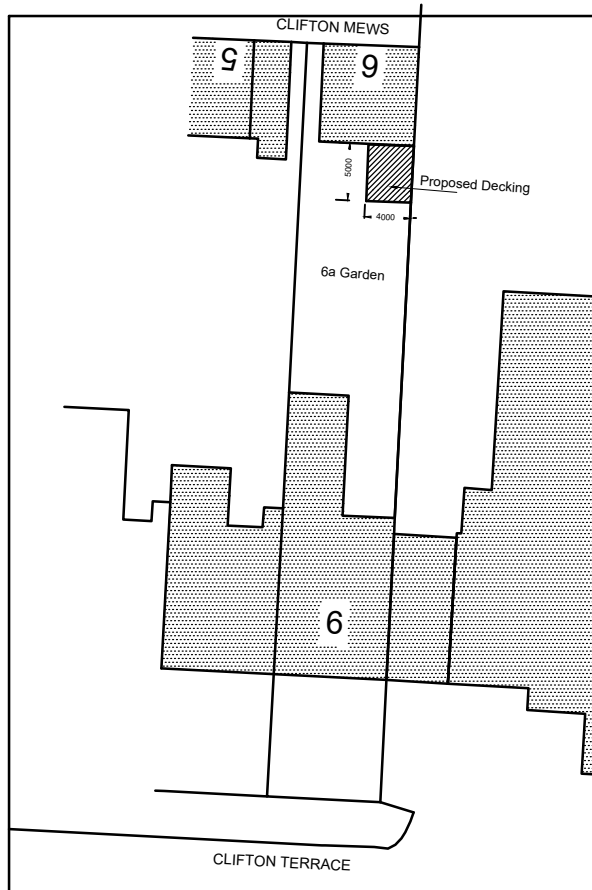
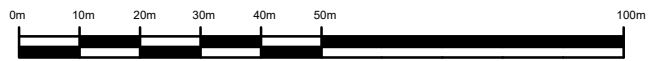




North




Scale Bar - 1:500



Scale Bar - 1:1250

Block Plan

Location Plan



Petro Designs Limited
 Unit 20
 West Station Yard
 Spital Road
 Maldon
 Essex
 CM9 6TS
 T 01621 840055
 F 01621 842212
 E office@petro-designs.co.uk

Project:

Clifton Terrace
 Southend On Sea

Client:

Date:

Essex Drawn:

WPJM

Title:

Site Location & Block Plan

Scale:

1:1250

Job No.

Dwg No.

01