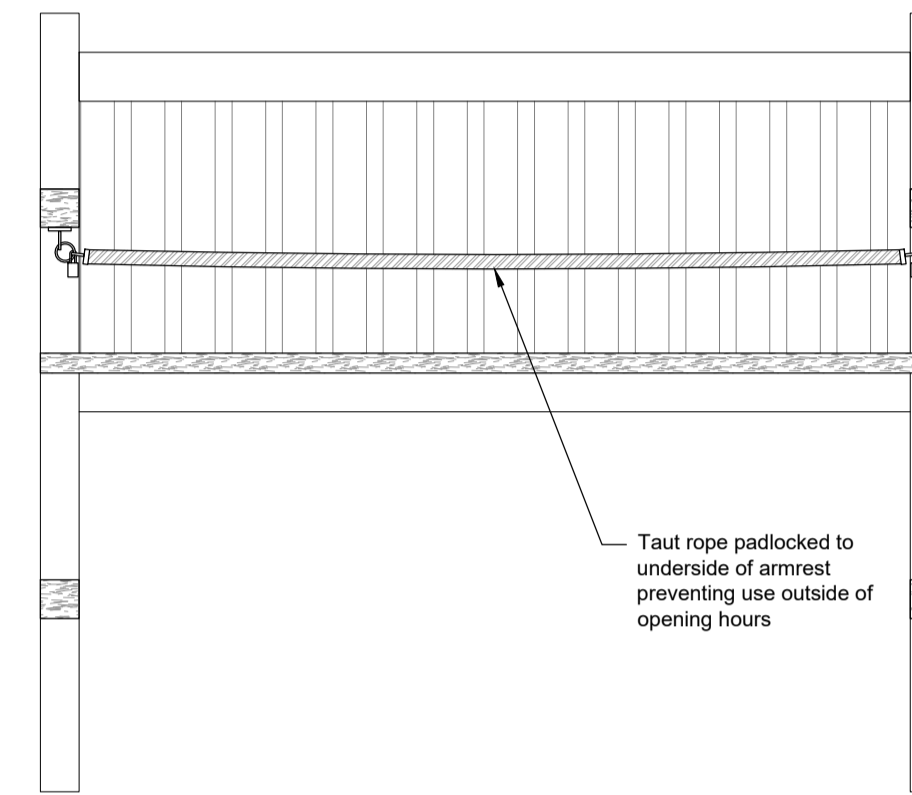



PROPOSED SITE PLAN

Scale 1:50



PROPOSED BENCH

Scale 1:10

The contractor is to check and verify all building and site dimensions, levels, and sewer invert levels at connection points before work starts.

This drawing must be read with and checked against any structural or other specialist drawings provided.

Any discrepancies found on this drawing are to be notified to STONE ME! DESIGN LTD prior to commencement of work.

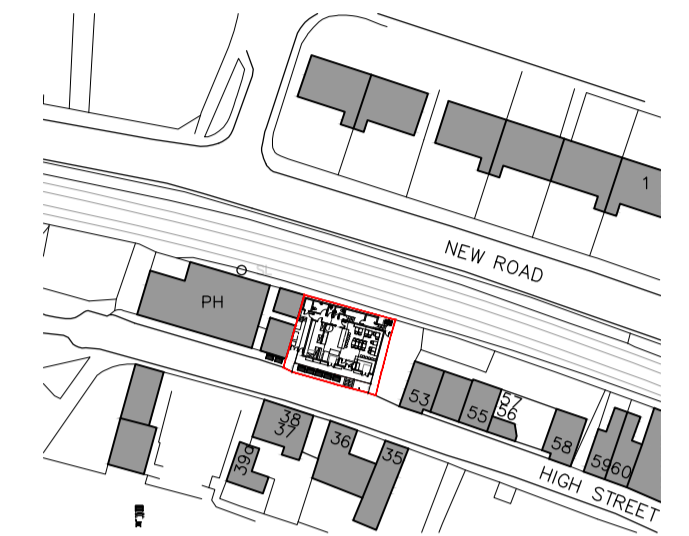
The contractor is to comply in all respects with the current Building Regulations whether or not specifically stated on these drawings.

This drawing is not intended to show details of foundations or ground conditions. Each area of ground relied upon to support the structure depicted must be investigated by the contractor and suitable methods of foundations provided.

This drawing is to be read in conjunction with all other standard STONE ME! DESIGN LTD specifications and documentation.

STONE ME! DESIGN LTD reserves the right to withdraw any drawings from any applications or third parties should disputes arise between the client and STONE ME! DESIGN LTD.

This drawing remains the copyright of STONE ME! DESIGN LTD and cannot be reproduced without prior permission.



LOCATION PLAN

Scale 1:1250

REV: DATE: AMENDMENT:

STONE Me!
ARCHITECTURE & INTERIOR DESIGN

5 FOUNTAIN LANE, HOCKLEY, ESSEX, SS5 4ST
Tel: 01702 203333
E: info@stoneme.com W: www.stoneme.com

Client: MR J BATSON

Project: Scout Hall
52 High Street
Leigh-On-Sea, Essex, SS9 2EP

Drawing: PROPOSED SEATING

Issue:	Client	Pre-App	Planning	B.Cont	As Built	Other
			●			

Date: 12.11.2021 Scale: 1:50, 1:1250 @ A1

Project No.: 1920 Drawing No.: 11

