

COLUMN TYPE B

SINGLE SKIN HANDMADE BRICK (OUTER)
 SIZE 60 x 205 x 98mm
 86 HANDMADE BRICK + WASTE @ 10%
 = 95 TOTAL
 ASSORTED BRICKS APPLIED WITH LOCAL
 SEASHELL SLIP (COLOUR BEIGE / BROWN)
 HANDMADE CLAY TILES 280 X 140 X 15MM
 WITH GREEN GLAZED EDGES.
 48 TILES + 10% WASTE = 53 TOTAL
 10MM MORTAR WITH THROUGH MIX
 COLOUR POINTING TO EXTERNAL FACE
 (TURQUOISE)
 BASE 6 NO ENGINEERING BRICK (PLINTH)
 TOP COPING MIX OF MORTAR /RENDER
 INSET WITH HANDMADE CLAY PEBBLES
 SOME NATURAL FINISH (ORANGE) SOME
 GLAZED DARK GREEN
 CENTRAL INFIL = 36 NO COMMON BRICK

MORTAR FINISHED WITH THROUGH
 COLOUR NATURAL DYE POINTING
 (TURQUOISE) INSET WITH HANDMADE
 CLAY PEBBLES - SOME NATURAL COLOUR
 (ORANGE) AND SOME GLAZED DARK GREEN.
 COLOUR MAY VARY

BRICKWORK COPING
 PROJECTING 30MM FROM
 FACE OF BRICKWORK

SPECIAL HANDMADE CLAY
 BRICKWORK TO MAIN BODY
 OF COLUMN, WITH SELECTED
 FACES APPLIED WITH LOCAL
 SEA SHELL SLIP BEIGE / BROWN

HANDMADE CLAY TILE, GLAZED
 GREEN AS WITH PEBBLES ABOVE
 COLOUR MAY VARY, PROJECTING
 10MM FROM FACE OF BRICKWORK

MORTAR (INTERNAL) WITH
 TURQUOISE NATURAL DYED
 THROUGH COLOUR POINTING (20MM)

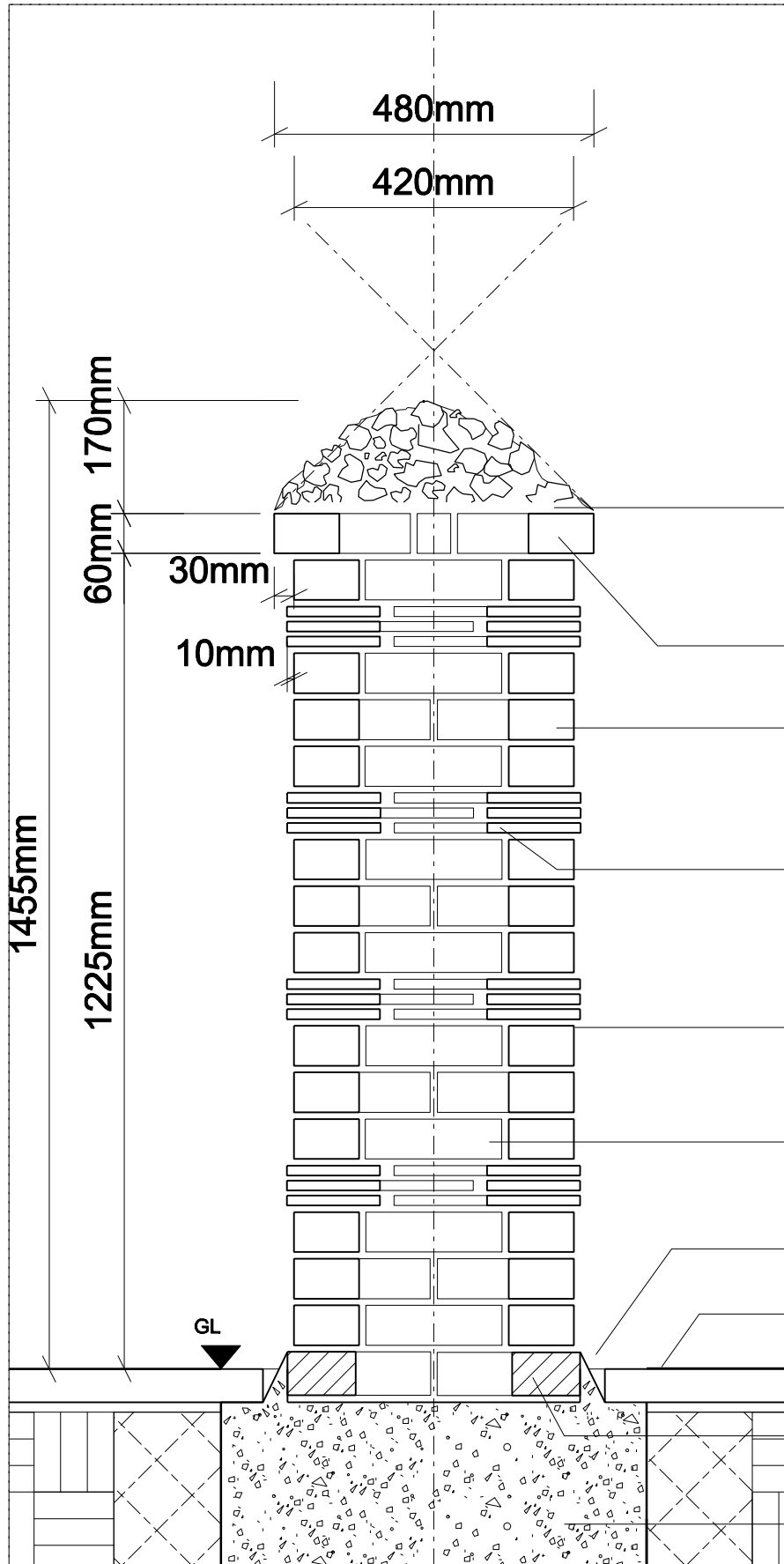
CENTRAL INFIL
 COMMON BRICK (FACTORY MADE)

CONCRETE MIX FINISH
 TO CONTRACTOR'S DETAIL

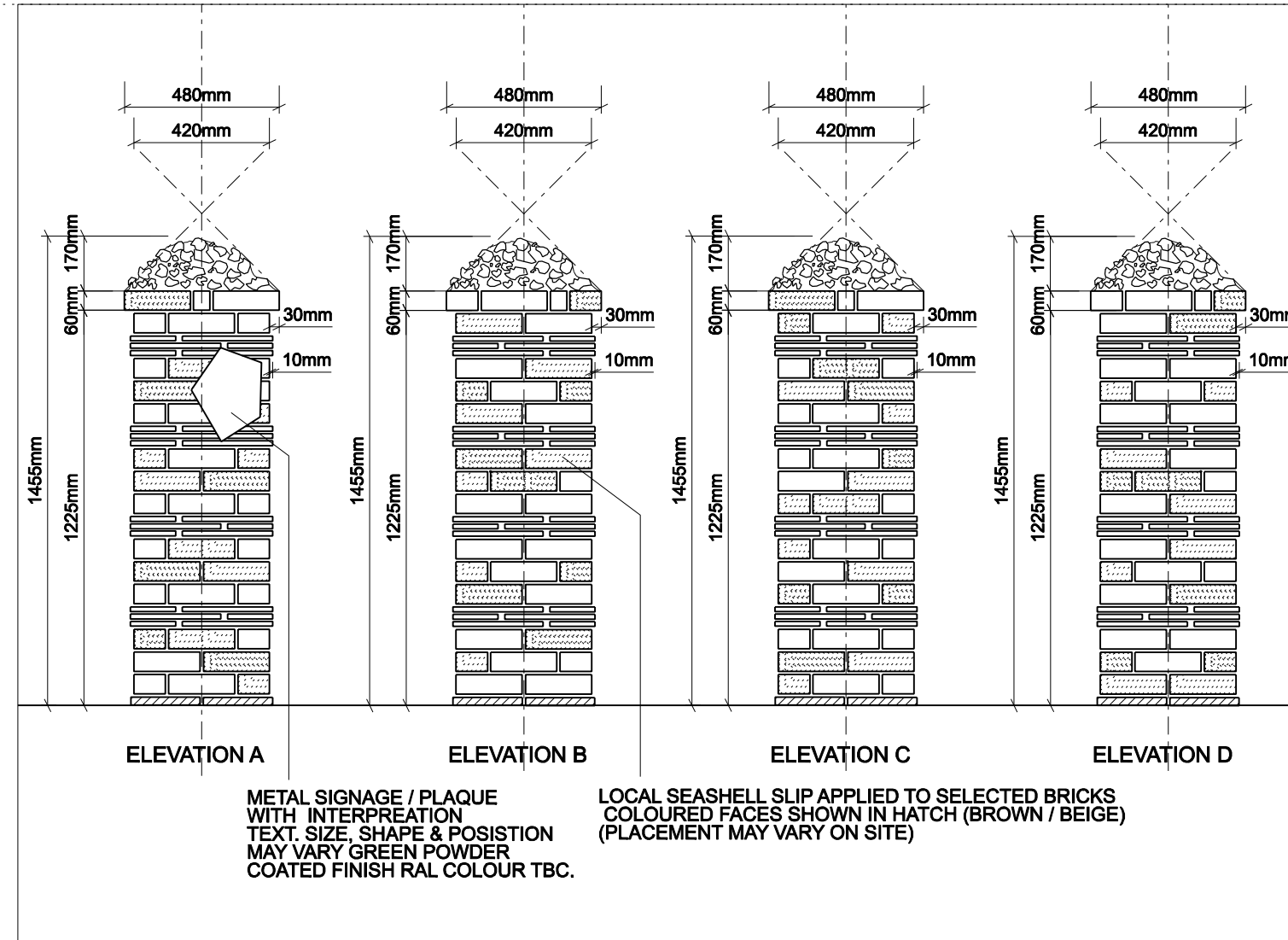
EXISTING CONCRETE PAVER / TARMAC

ENGINEERING BRICK
 PLINTH BASE COURSE

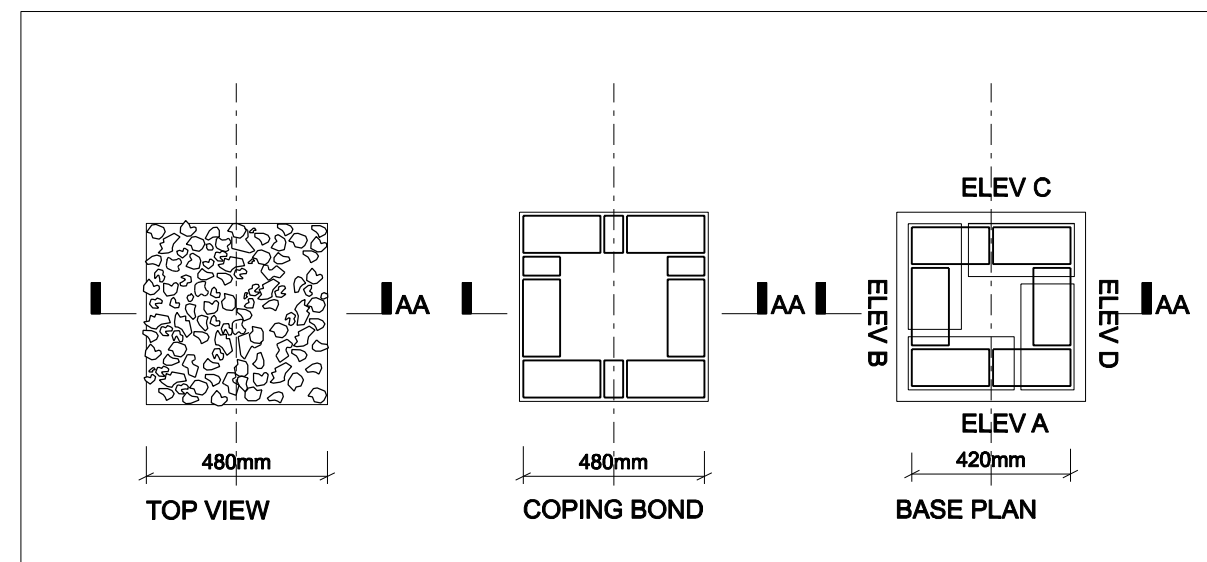
GROUNDWORKS TO
 CONTRACTOR'S
 DETAIL



SECTION AT 1.10



ELEVATION AT 1.20



PLANS AT 1.20

NOTES:
 1) Foundation design tbc by contractor
 2) Base detail tbc depending on location and surrounding landscaping
 3) Hand made brick spec and performance tbc by artist
 4) Mortar and pointing spec. and performance tbc by artist / contractor
 5) Brick bond may vary on site in consultation with contractor / bricklayer
 6) DRAWING FOR PLANNING PURPOSES ONLY NOT FOR CONSTRUCTION

NOTES:
 DO NOT SCALE FROM THIS DRAWING.
 CHECK ALL DIMENSIONS ON SITE &
 REPORT ANY DISCREPANCIES

ALL RIGHTS RESERVED
 LAURA WHITING 2023

Laura
 Whiting

Studio 5
 Hadleigh Old Fire Station
 Benfleet SS7 2PB

07466 29 29 38
 studio@laurawhiting.co.uk

Architectural design and interiors projects
 www.laurawhiting.co.uk

NOTES:

PROJECT:
 MADE FROM THIS LAND
 CLIENT:
 EMMA EDMONDSON /
 FOCAL POINT GALLERY

A	FEB 22	SK
B	FEB 22	SK
C	MAR 22	SK
D	JULY 22	SK
E	JULY 22	COMMENT
F	JULY 22	COMMENT
G	JULY 22	PLANNING

Sheet contents

COLUMN TYPE B

Drawing No. **A 201** Rev. **G**

Scale
1.20

Paper
A3