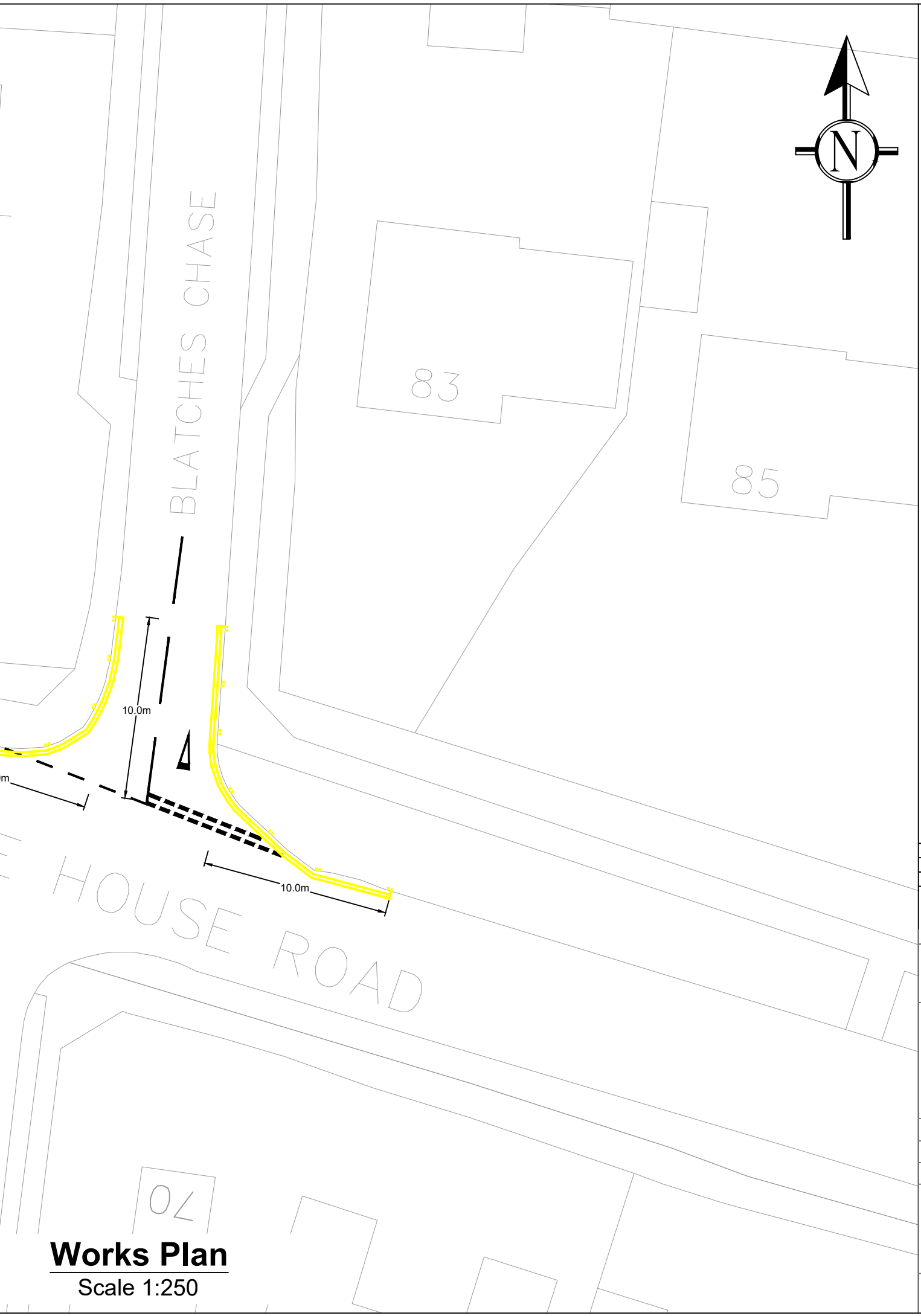




Site Location Plan
Scale 1:2000



Works Plan
Scale 1:250


DIMENSIONS:

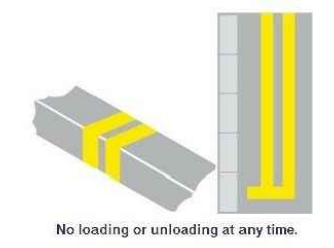
Length of Proposed Double Yellow Line as indicated on plan.

100mm Wide yellow markings
3m center kerb blips or less to avoid short length at end

KEY:

 **Area of Interest**

 **Proposed Double Yellow Road Markings**



NOTES:

1. Do not scale. This drawing is to be read in conjunction with all other contract drawings and documents.
2. All works to be in accordance with the Department of Transport's Specification for Highway Works and Standard Construction Drawings.
3. All traffic signs and lines are to comply with The Traffic Signs Regulations and General Directions. Markings are to be thermoplastic screed with applied solid glass beads unless otherwise stated.

B		-	-	-
A	For Approval	02/23	PRE	RKN
Rev	Description	Date	Drawn	Chk'd

Client: 


we understand. we deliver

Drawing Title:
**Proposed No Waiting Restriction Road Marking for Junction Protection
2487 - Blatches Chase Junction
White House Road**

Scale: As Shown @ A3 Drawn By: PRE

Date: 02/2023 Chk'd By: RKN

Apr'd By: File Ref:

Marlborough Highways
Woolf House,
15 Regiment Business Park,
Eagle Way,
Chelmsford
CM3 3FY

Drawing Number: REF/1/2487 Revision: A