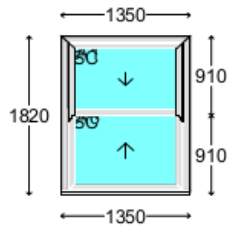


Frame No: 4

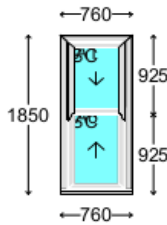
Overall size: 1350mm x 1820mm
Split from Top: 910mm

System	Charisma Rose VS	Run-Through Sash Horn
Finish:	Ivory Cream Foil on White	Gasket: Black Gasket
Corner Finish:	All Grooved	Brushpile: Grey
Cill:	Sp 150mm Sill - No Anti Jemmy Sash Lift - Gold Offset Pole Eye x2 - Gold	Extras: Sash Lifts Drilled Pole Eyes Drilled
Locks:	Acorn Lock - Gold	
Limit Stops:	Shark Fin Stops Gold	
Stop Height:	Restricted 150mm	

Qty: 2

Window: Window 4

Restrictor: Shark Fin Stops - Gold
Tilt Restrictor Bot Sash 350mm
Tilt Restrictor Top Sash 350mm
Location: Kitchen

Frame No: 5

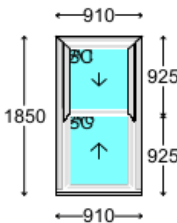
Overall size: 760mm x 1850mm
Split from Top: 925mm

System	Charisma Rose VS	Run-Through Sash Horn
Finish:	Ivory Cream Foil on White	Gasket: Black Gasket
Corner Finish:	All Grooved	Brushpile: Grey
Cill:	Sp 150mm Sill - No Anti Jemmy Sash Lift - Gold Offset Pole Eye x2 - Gold	Extras: Sash Lifts Drilled Pole Eyes Drilled
Locks:	Acorn Lock - Gold	
Limit Stops:	Shark Fin Stops Gold	
Stop Height:	Restricted 150mm	

Qty: 4

Window: Window 5

Restrictor: Shark Fin Stops - Gold
Tilt Restrictor Bot Sash 350mm
Tilt Restrictor Top Sash 350mm
Location: Lounge

Frame No: 6

Overall size: 910mm x 1850mm
Split from Top: 925mm

System	Charisma Rose VS	Run-Through Sash Horn
Finish:	Ivory Cream Foil on White	Gasket: Black Gasket
Corner Finish:	All Grooved	Brushpile: Grey
Cill:	Sp 150mm Sill - No Anti Jemmy Sash Lift - Gold Offset Pole Eye x2 - Gold	Extras: Sash Lifts Drilled Pole Eyes Drilled
Locks:	Acorn Lock - Gold	
Limit Stops:	Shark Fin Stops Gold	
Stop Height:	Restricted 150mm	

Qty: 2

Window: Window 6

Restrictor: Shark Fin Stops - Gold
Tilt Restrictor Bot Sash 350mm
Tilt Restrictor Top Sash 350mm
Location: Lounge