

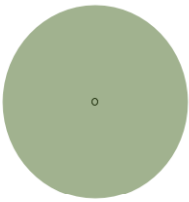
DEVELOPMENT OF 9 DWELLINGS ON LAND AT SMALLHOLDINGS SOUTH-END-ON-SEA

SCHEDULE OF ACCOMODATION:


UNIT TYPE : 2 Bedroom / 70m2 x 9

DRAWING KEY

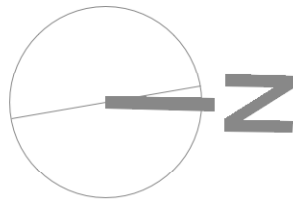
EXISTING RETAINED TREE



PROPOSED NEW LANDSCAPING



PROPOSED NEW LANDSCAPING



20m BADGER SET SAFEGUARDING ZONE

Planting Buffer seperated from residential gardens

Planting Buffer planted with new trees

Reversing Area

Car port

Trees retained

Planting Buffer seperated from residential gardens

BADGER SET ENTRANCE

Planting Buffer seperated from residential gardens

BADGER SET ENTRANCE

20m BADGER SET SAFEGUARDING ZONE

Car port

Planting Buffer

Ecogrid parking spaces with EV Charging point

3.7m wide Shared Surface

Car port

Tree Previously removed

New 4.8m Wide Shared surface estate road with turning head designed to adoptable dimensions

Pram Crossing

Existing Access

Pram Crossing



EASTWOODBURY CLOS

PROJECT: PROPOSED REDEVELOPMENT OF 9 DWELLINGS AT EASTWOODBURY LANE, SOUTHEND-ON-SEA.

DRAWING No: SEOS001

DATE: 22/03/2022

DRAWING TITLE SITE LAYOUT PLAN

REVISION No: 1

SCALE: 1:250

MILLEN

