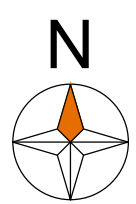
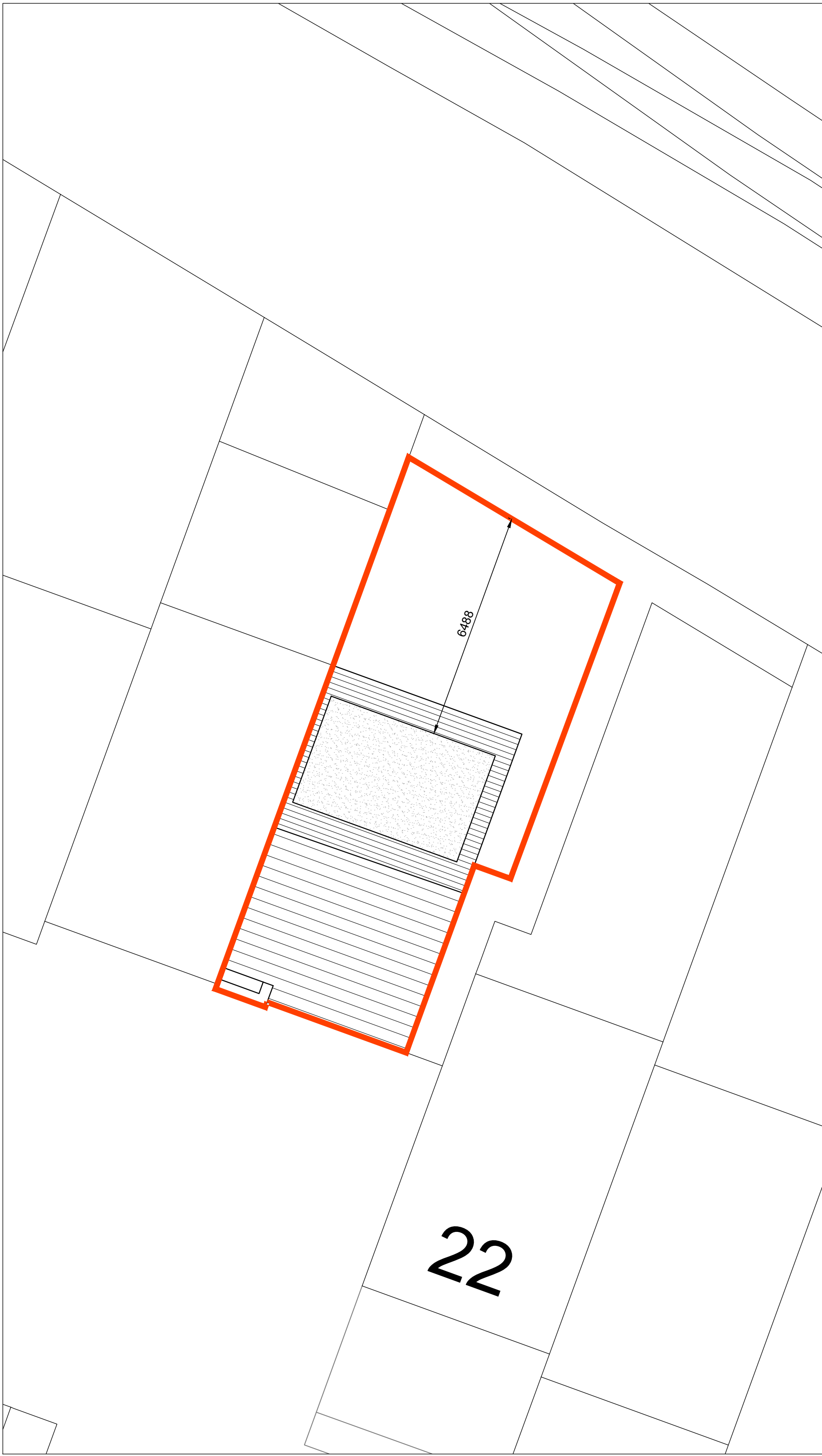


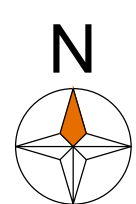
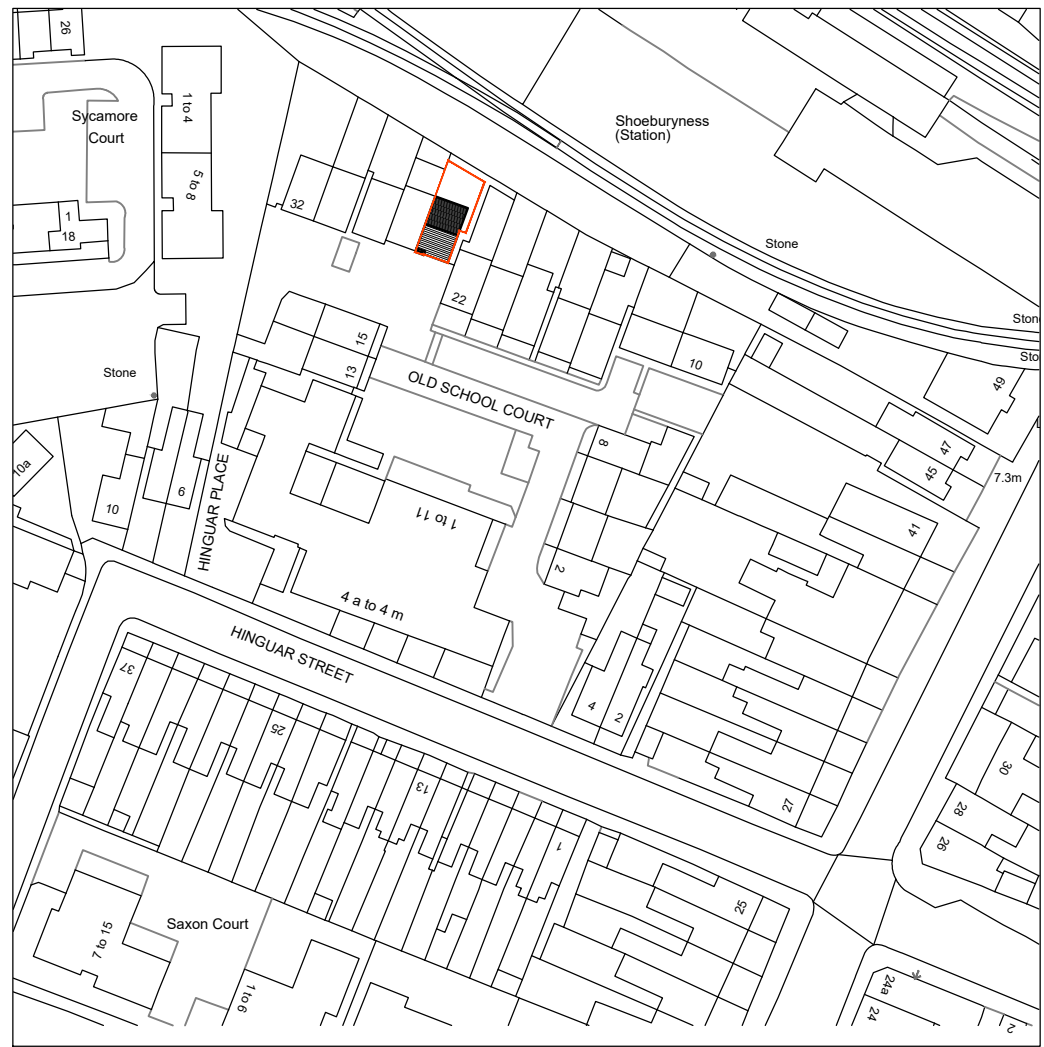
Existing Site Plan

Scale 1:100



Proposed Site Plan

Scale 1:100



Location Plan

Scale 1:1250

This drawing is copyright of Doodle Architectural Design Ltd. Under no circumstances can it be copied or reproduced without prior consent.

This drawing is to be read in conjunction with all other drawings, schedules and specifications and all relevant specialists information relating to the project including structural engineers calculations.

All dimensions are in millimeters unless otherwise stated. Do not scale from drawings, work to written dimensions only.

All levels and dimensions are not guaranteed to be exact and should be checked on site before any work begins. Any discrepancies should be highlighted to Doodle Architectural Design at the earliest opportunity.

As required under the Party Wall Act 1996, the building owner should serve notice on any affected party wall neighbour including details of the proposed work, start date and owners name and address where the work is to be carried out. This should be accompanied by a statement confirming that the notification is served as 'notice under the provisions of the Party Wall etc. Act 1996'

Works to be fully compliant with CDM 2015 regulations.



ARCHITECTURAL DESIGN

48 Hogarth Drive, Shoeburyness, Southend-on-Sea, Essex, SS3 9TH

E: dale@doodle-ad.co.uk W: www.doodle-ad.co.uk

TEL: 07495588553

Applicant: Mr Curtis Jewitt	
Address: 24 Old School Court Shoeburyness SS3 9DU	Project: Roof conversion with rear dormer
Drawing: Site Plans	Drawing No: 01 Revision:
Project No: D22-1005	Drawn By: DP
Date: 29.03.2022	Scale: 1:100 @ A1
Client: Pre App Planning B Cont As Built Other	

